New Hampshire

ENERGY AND EMPLOYMENT — 2020

Overview

New Hampshire has a low concentration of energy employment, with 10,812 Traditional Energy workers statewide (representing 0.3 percent of all U.S. Traditional Energy jobs). Of these Traditional Energy workers, 5,816 are in Electric Power Generation, 1,449 are in Fuels, and 3,547 are in Transmission, Distribution, and Storage. The Traditional Energy sector in New Hampshire is 1.6 percent of total state employment (compared to 2.3 percent of national employment). New Hampshire has an additional 11,913 jobs in Energy Efficiency (0.5 percent of all U.S. Energy Efficiency jobs) and 8,332 jobs in Motor Vehicles (0.3 percent of all U.S. Motor Vehicle jobs).

Figure NH-1.
Employment by Major Energy Technology Application

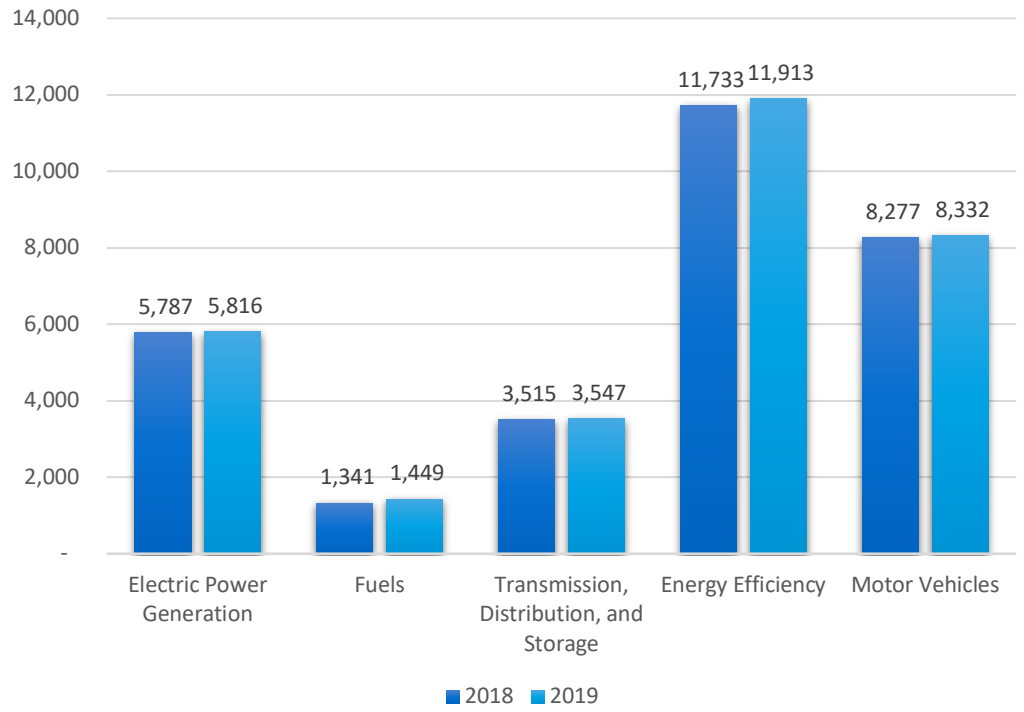

Overall, Traditional Energy jobs grew by 1.6 percent since the 2019 report, increasing by 169 jobs over the period. Energy Efficiency jobs added 180 jobs (1.5 percent) and motor vehicles added 55 jobs (0.7 percent).

Breakdown by Technology Applications

ELECTRIC POWER GENERATION

Electric Power Generation employs 5,816 workers in New Hampshire, 0.7 percent of the national total and adding 29 jobs over the past year (0.5 percent). Traditional fossil fuel generation makes up the largest segment of employment related to Electric Power Generation, with 1,623 jobs (down -2.1 percent), followed by solar at 1,490 jobs (up 3.4 percent).

Figure NH-2.
Electric Power Generation Employment by Detailed Technology Application

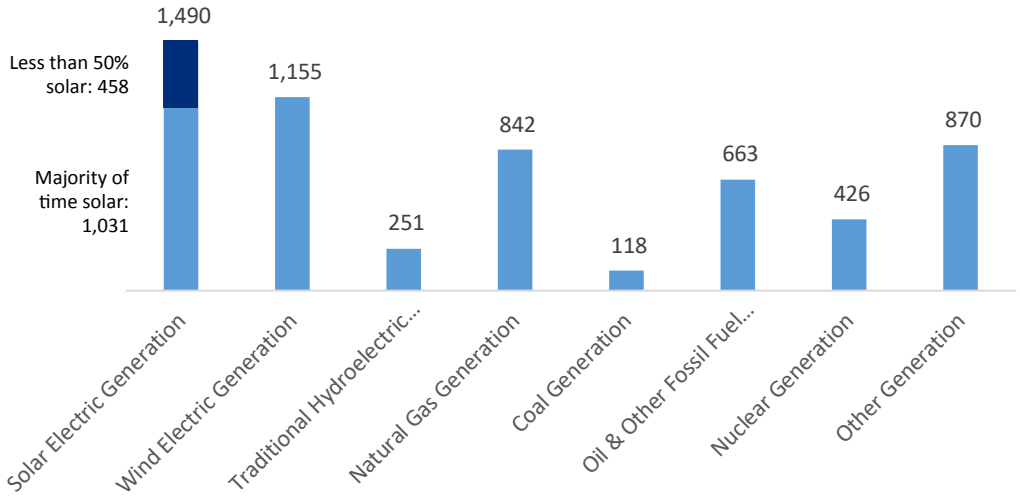

Professional and business services are the largest industry sector in Electric Power Generation, with 34.7 percent of jobs. Manufacturing is next with 21.2 percent.

Figure NH-3.
Electric Power Generation by Industry Sector

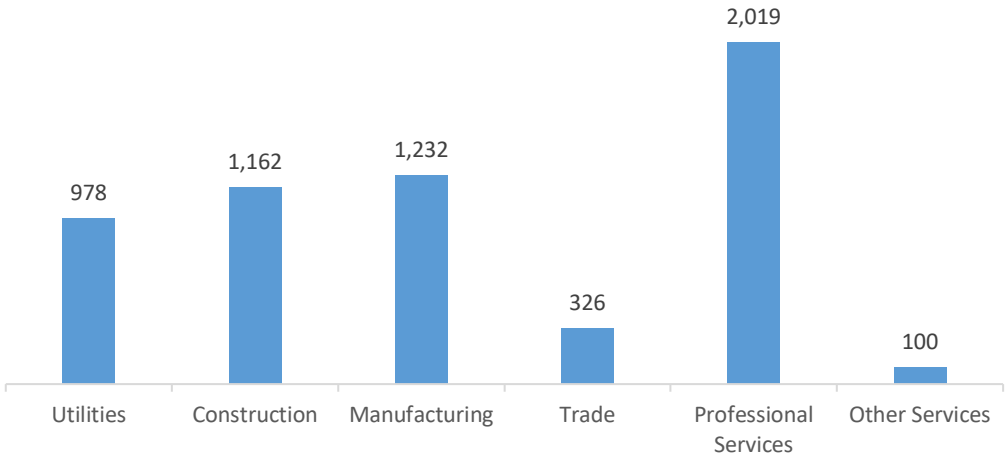

FUELS

Fuels employs 1,449 workers in New Hampshire, 0.1 percent of the national total, up 8.1 percent over the past year. Petroleum and other fossil fuels makes up the largest segment of employment related to Fuels.

Figure NH-4.
Fuels Employment by Detailed Technology Application

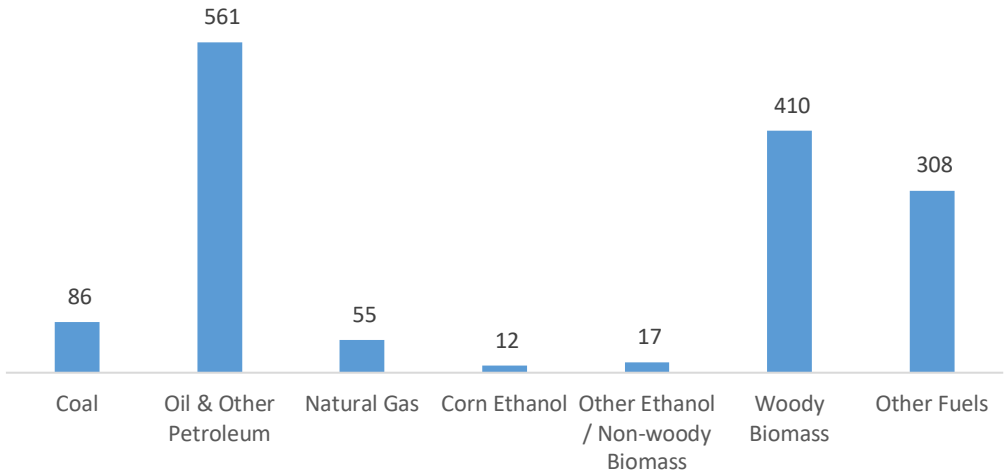

Wholesale trade jobs represent 51.8 percent of Fuels jobs in New Hampshire.

Figure NH-5.
Fuels Employment by Industry Sector

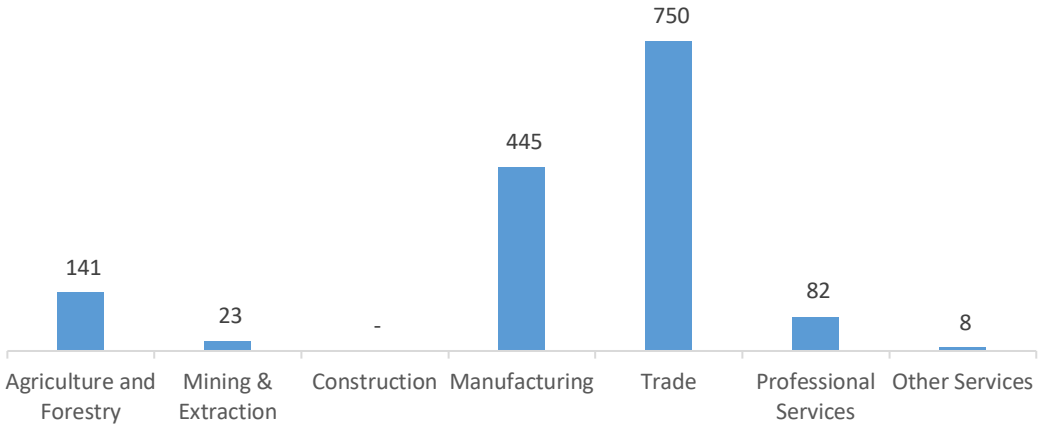

TRANSMISSION, DISTRIBUTION AND STORAGE

Transmission, Distribution, and Storage employs 3,547 workers in New Hampshire, 0.3 percent of the national total, up 0.9 percent or 32 jobs since the 2018 report.

Figure NH-6.
Transmission, Distribution and Storage Employment by Detailed Technology

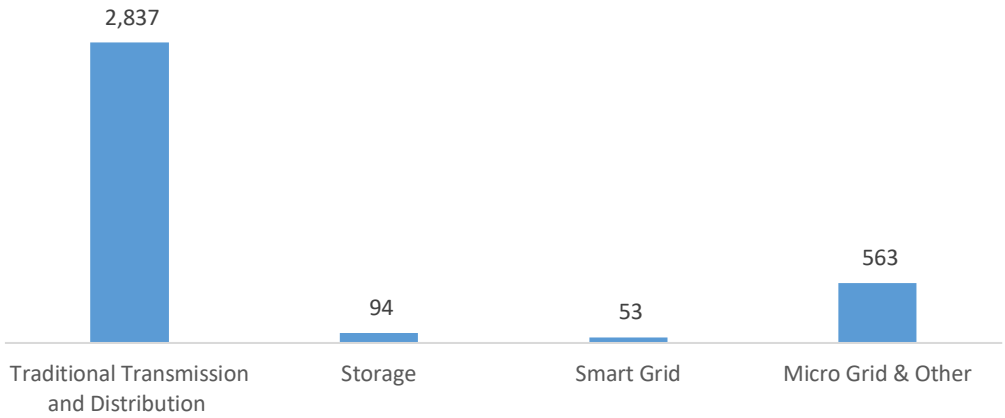

Utilities are responsible for the largest percentage of Transmission, Distribution, and Storage jobs in New Hampshire, with 36.6 percent of such jobs statewide.

Figure NH-7.
Transmission, Distribution and Storage Employment by Industry Sector

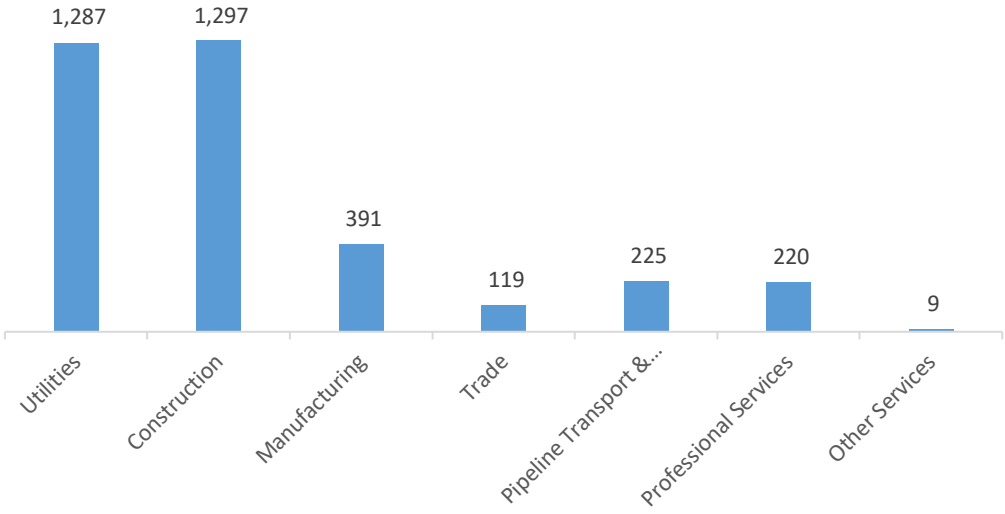

ENERGY EFFICIENCY

The 11,913 Energy Efficiency jobs in New Hampshire represent 0.5 percent of all U.S. Energy Efficiency jobs, adding 180 jobs (1.5 percent) since last year. The largest number of these employees work in (high efficiency HVAC and renewable heating and cooling firms, followed by ENERGY STAR and efficient lighting.

Figure NH-8.
Energy Efficiency Employment by Detailed Technology Application

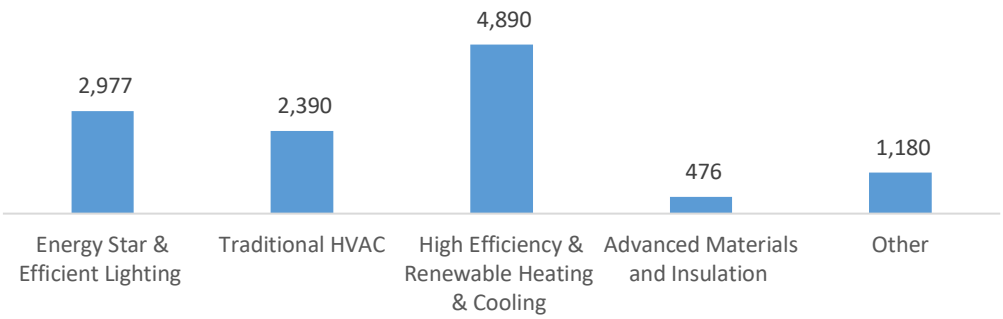

Energy Efficiency employment is primarily found in the construction industry.

Figure NH-9.
Energy Efficiency Employment by Industry Sector

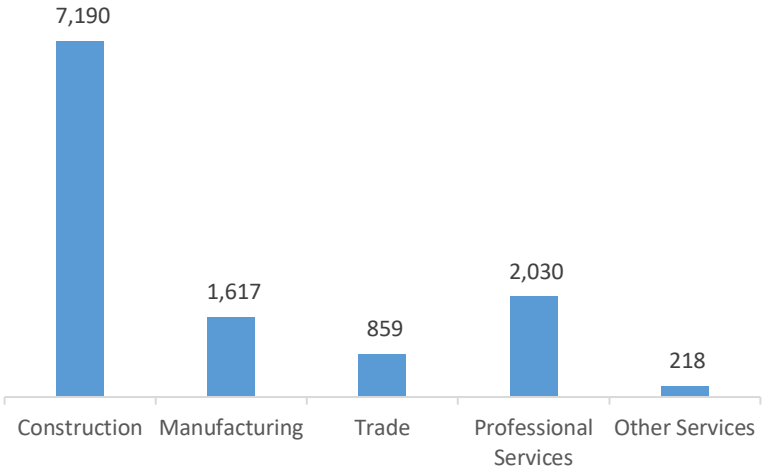

MOTOR VEHICLES

Motor Vehicle employment accounts for 8,332 jobs in New Hampshire, up 55 jobs over the past year (0.7 percent). The industry sector that accounts for the largest fraction of Motor Vehicle jobs is repair and maintenance.

Figure NH-10.
Motor Vehicle Employment by Industry Sector

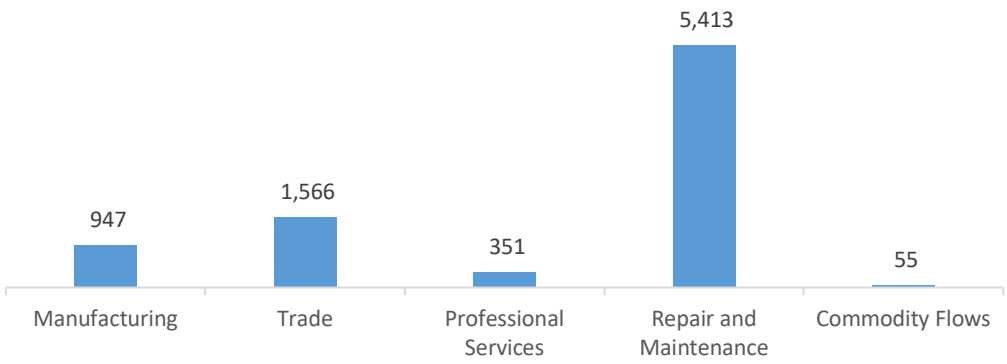

Workforce Characteristics

EMPLOYER GROWTH

Employers in New Hampshire are more optimistic to their peers across the country in regards to their job growth over the next year in Traditional Energy (6.0 percent versus 3.2 percent nationally). Energy Efficiency employers expect to add 557 jobs in Energy Efficiency (4.7 percent) and Motor Vehicles employers expect to add 255 jobs (3.1 percent) over the next year.

Table NH-1
Projected Growth by Major Technology Application.

Technology	State Projected Growth Next 12 Months (percent)	U.S. Projected Growth Next 12 Months (percent)
Electric Power Generation	8.6	4.8
Electric Power Transmission, Distribution, and Storage	1.6	3.5
Energy Efficiency	4.7	3.0
Fuels	6.4	1.7
Motor Vehicles	3.1	3.1

HIRING DIFFICULTY

Over the last year, 53.3 percent of energy-related employers in New Hampshire hired new employees. These employers reported the greatest overall difficulty in hiring workers for jobs in Electric Power Generation.

Table NH-2
Hiring Difficulty by Major Technology Application.

Technology	Very Difficult (percent)	Somewhat Difficult (percent)	Not at All Difficult (percent)
Electric Power Generation	26.2	61.7	12.1
Electric Power Transmission, Distribution, and Storage	25.4	61.2	13.4
Energy Efficiency	38.2	43.6	18.2
Fuels	30.8	39.9	29.3
Motor Vehicles	47.3	37.4	15.2

Employers in New Hampshire gave the following as the top three reasons for their reported difficulty:

1. Lack of experience, training, or technical skills
2. Competition/ small applicant pool
3. Difficulty finding industry-specific knowledge, skills, and interest

Employers reported the following as the three most difficult occupations to hire for:

1. Installation workers — $27.33 median hourly wage
2. Technician or mechanical support — $23.84 median hourly wage
3. Sales, marketing, or customer service — $37.81 median hourly wage